

FEATURES

- Heat sink design better for air convection, good heat dissipation.
- A patent suspension of the 360° tiltable light source gives the possibility to adjust it at every conceivable angle.
- Bridgelux LED adopted, dim to warm available.
- Dimming capability. Suits triac dimmers including OPUS, Clipsal, HPM, Niko, Lumeo Domus, Lumeo Eco. The driver with RoHs, CE, RCM and SAA certification.

Packaging

Box Dimension	L110 x W110 x H100 mm
Box Net Weight	0.325Kg
Box Gross Weight	0.383Kg
Carton Dimension	L460 x W350 x H320 mm/36PCS
Carton Net Weight	11.7Kg
Carton Gross Weight	14.8Kg

RoHS CE



Technical Specifications

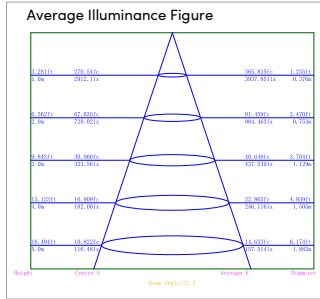
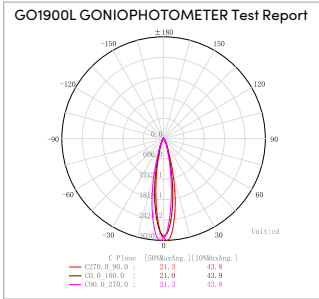
Model	Power	Voltage	CRI	CCT	Beam Angle	Lumen	Efficacy	Dimmable	SDCM
PRO-DL4755	9W	AC200-240V	95+	1800K-3000K	15°	640lm	69lm/W	Yes	<6
					24°	675lm	73lm/W		
					36°	680lm	73lm/W		
					60°	670lm	72lm/W		

Driver data Sheet

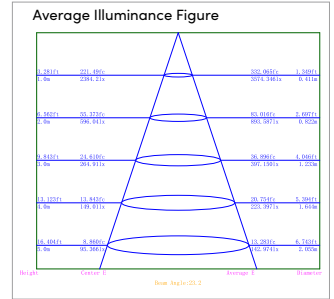
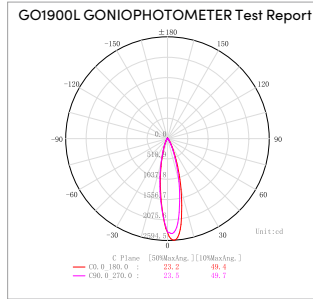
Brand	Dim Method	Model	Power	Input Voltage	Efficiency	Power Factor	Output Voltage	Output Current	THD
DIMMATE	Phase cut	THA-09C0230-S	9W	AC200-240V	>82%	>0.9	33-38V	230mA	<25%

Photometric Diagram

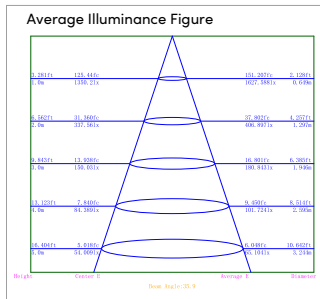
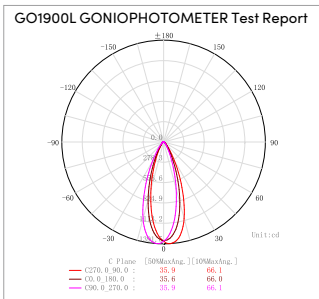
15°-3000K



24°-3000K



36°-3000K



60°-3000K

